



WINSTON / ROYAL GUARD CORPORATION

Type 57 Fabricated “Y” Strainers

The Winston/Royal Guard **Type 57 “Y” strainers** are usually smaller and lighter in weight than other types of fabricated inline strainers. “Y”, or Wye, strainers are used to protect pumps, compressors, valves, and downstream equipment by removing sand, dirt, pipe scale, grit, welding beads and other solids from liquids and gasses. The Y strainer can be manufactured with longer face-to-face dimensions to match customer piping.



Applications include process gas, chemicals, hydrocarbons, process liquids, process water, steam, and others for the refining, chemical, petrochemical, power, pulp and paper, and other industries.

Standard material for the body and flanges is carbon steel with 304 stainless steel basket (carbon steel optional). Available materials for body and flanges are 300 series stainless steels (all or wetted parts), alloy 20, monel 400, nickel 200, hastelloy B and C276, inconel, incoloy, and chrome moly. Except for chrome moly, the basket can be manufactured in any of these materials.

Internal perforated baskets are manufactured from heavy gauge materials and seam welded for maximum protection.

A complete selection of perforated metal and wire cloth is available for various openings and retention requirements. Typical basket openings are 80 mesh (0.0070” opening) for gas service, 40 mesh (0.0150” opening) for steam, and perforated with 1/8” diameter holes on 3/16” centers for process liquids. Most wire mesh sizes will have perforated support.

The basket access cover is available as a bolted blind flange with lifting handle or davit, or a quick-opening closure for easier and faster access for basket cleaning.

Options include lifting eye(s), differential pressure connections, vent, and other customer requirements. Inlet/outlet styles include flanged or butt weld.

Manufacturing codes for “Y” strainers include ASME Section VIII, Division 1, ASME B31.3, B31.4, B31.8, B31.12, or in accordance with customer specifications.

ASME Code Certified: Winston/Royal Guard is an ASME Section VIII, Division 1 Code certified manufacturing facility with National Board certification. Capabilities include all types of non-destructive testing with a rigidly controlled Quality Control system.

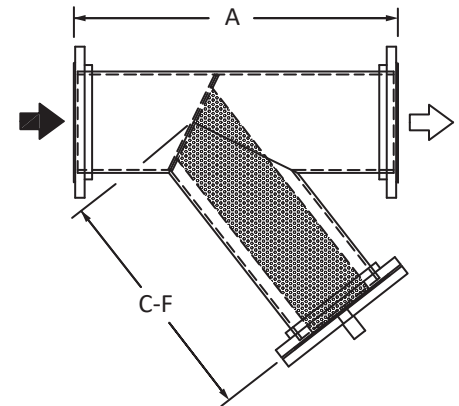


WINSTON / ROYAL GUARD CORPORATION

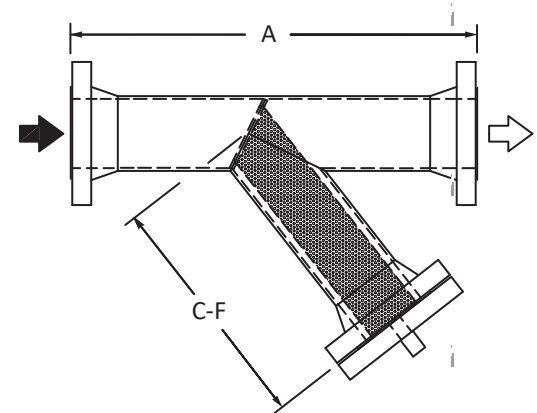
Type 57 Fabricated "Y" Strainers

| SIZE | RATING | SLIP-ON | SLIP-ON | WELD NECK | WELD NECK |
|-------|--------|----------|---------|-----------|-----------|
| | | FLANGES | FLANGES | FLANGES | FLANGES |
| | | A | C-F | A | C-F |
| 2 | 150 | 8-1/2 | 9 | 19 | 8 |
| | 300 | 9 | 9-1/2 | 19 | 8 |
| | 600 | 11 | 10 | 20-1/2 | 9 |
| 2-1/2 | 150 | 10-1/16 | 10 | 21 | 9 |
| | 300 | 10-11/16 | 11 | 21 | 9 |
| | 600 | 12 | 12 | 22-1/2 | 10 |
| 3 | 150 | 11-7/8 | 11 | 21 | 10 |
| | 300 | 12-9/16 | 12 | 21 | 10 |
| | 600 | 14 | 12-1/2 | 22-1/2 | 11 |
| 4 | 150 | 14-1/4 | 12 | 26 | 12 |
| | 300 | 14-5/8 | 14 | 26 | 12 |
| | 600 | 17-15/16 | 15 | 28-1/2 | 13-1/2 |
| 6 | 150 | 18-5/8 | 14-1/2 | 30 | 16 |
| | 300 | 19-3/4 | 16-1/2 | 31 | 16-1/2 |
| | 600 | 25-5/8 | 19 | 33 | 17-1/2 |
| 8 | 150 | 24 | 18 | 37 | 20 |
| | 300 | 25 | 20 | 38 | 20-1/2 |
| | 600 | 31-3/4 | 22 | 40 | 21-1/2 |
| 10 | 150 | 27-5/8 | 20-1/2 | 46 | 23 |
| | 300 | 29-1/8 | 22-1/2 | 47 | 23-1/2 |
| | 600 | 37-11/16 | 26 | 50-1/2 | 25-1/2 |
| 12 | 150 | 32-1/4 | 24 | 51 | 26 |
| | 300 | 33-3/4 | 26 | 52 | 26-1/2 |
| | 600 | 45-1/2 | 28 | 55 | 28 |
| 14 | 150 | 37-1/4 | 25-1/2 | 56 | 29 |
| | 300 | 38-3/4 | 28 | 57 | 29-1/2 |
| | 600 | 44-1/2 | 30 | 59-1/2 | 31 |
| 16 | 150 | 42-3/8 | 28-1/2 | 62 | 32 |
| | 300 | 44 | 31 | 63-1/2 | 33 |
| | 600 | 47-1/2 | 33 | 66-1/2 | 34-1/2 |
| 18 | 150 | 46-1/8 | 29-3/4 | 68 | 36 |
| | 300 | 47-3/4 | 32 | 69-1/2 | 37 |
| | 600 | 58 | 34 | 72 | 38 |
| 20 | 150 | 54-1/2 | 32 | 73 | 39 |
| | 300 | 56 | 34 | 74-1/2 | 40 |
| | 600 | 67 | 36 | 77 | 41 |
| 24 | 150 | 66-1/2 | 36 | 80 | 43 |
| | 300 | 71 | 42 | 81-1/2 | 44 |
| | 600 | 88 | 50 | 83 | 45 |

Type 57 "Y" with Slip-on Flanges



Type 57 "Y" with Weld Neck Flanges



Dimensions are in inches. Tolerance is plus or minus 1/8". The standard strainer basket is perforated with 1/8" diameter holes on 3/16" centers.

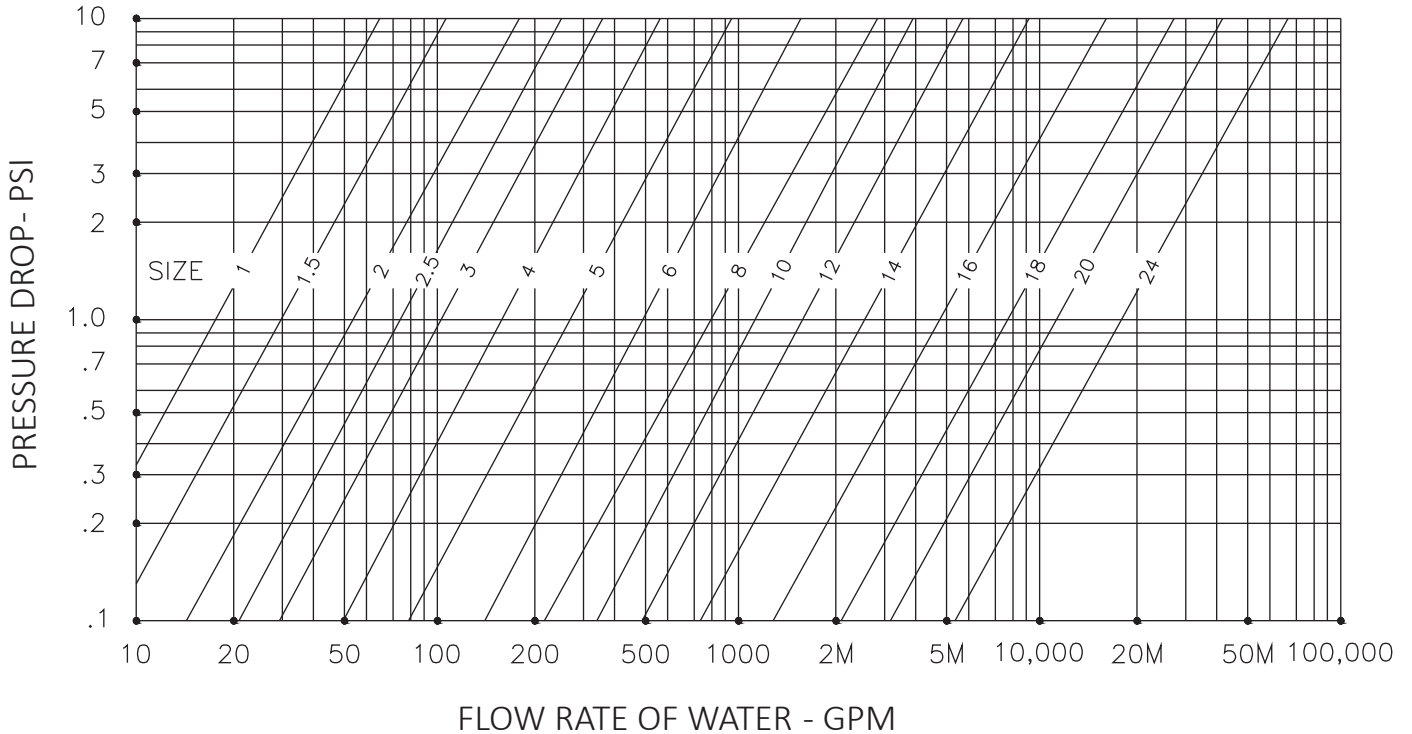
Larger sizes are available. Contact factory for dimensional details.



Type 57 Fabricated "Y" Strainers

PRESSURE DROP

CLEAN PERFORATED BASKET WITH 1/8" DIAMETER HOLES



CORRECTION FACTOR

FOR LIQUIDS MORE VISCOUS THAN WATER OR WHERE A WIRE LINER IS ADDED, MULTIPLY PRESSURE DROP IN CHARTS BY:

| VISCOSITY (SSU) | PERFORATED 1/8" DIA. HOLES | PERFORATED WITH WIRE CLOTH | | |
|-----------------|----------------------------|----------------------------|---------|---------|
| | | 40 MESH | 60 MESH | 80 MESH |
| 30 | 1.00 | 1.32 | 1.53 | 1.62 |
| 270 | 1.30 | 1.61 | 1.83 | 2.00 |
| 385 | 1.44 | 1.76 | 2.00 | 2.20 |
| 500 | 1.58 | 1.92 | 2.13 | 2.41 |
| 1000 | 1.66 | 2.22 | 2.41 | 2.63 |
| 2000 | 1.86 | 2.41 | 2.72 | 2.91 |

FOR WATER USE 30 SSU

Specifications are subject to change without notice. 2-5-2019 (supersedes 12-21-2017)

WINSTON / ROYAL GUARD CORPORATION

P. O. Box 1145 • White Oak, Texas 75693 USA

Phone (800) 527-8465 • (903) 757-7341 • Fax (903) 759-6986

Winston-RoyalGuard.com • e-mail: sales@winston-royalguard.com

Copyright © 2017 Winston/Royal Guard Corporation. All rights reserved