



# WINSTON / ROYAL GUARD CORPORATION

## *Fabricated "T" Strainers*

Winston/Royal Guard **Types 59, 60, and GP59 "T" strainers** protect pumps, compressors, valves, and other downstream equipment by removing sand, dirt, pipe scale, grit, welding beads and other solids from liquids and gases.

**Applications include** hydrocarbons, process liquids, process gas, chemicals, water, steam, and others for the refining, chemical, petrochemical, pulp and paper, power, and other industries.

**Standard material** for the body and flanges is carbon steel with 304 stainless steel basket (carbon steel optional). Available materials for body and flanges are 300 series stainless steels (all or wetted parts), alloy 20, monel 400, nickel 200, hastelloy B and C276, inconel, incoloy, and chrome moly. Except for chrome moly, the basket can be manufactured in any of these materials.

The Type 60 has a cylindrical shaped basket. The GP59 has a conical shaped basket. Both styles are for a right angle flow configuration. Both can be designed to be installed in place of a piping elbow, although consideration must be given to orientation when specifying a quick-opening closure.

**Internal perforated baskets** are manufactured from heavy gauge materials and seam welded for maximum protection.

**A complete selection** of perforated metal and wire cloth is available for various openings and retention requirements. Typical basket openings are 80 mesh (0.0070" opening) for gas service, 40 mesh (0.0150" opening) for steam, and perforated with 1/8" diameter holes on 3/16" centers for process liquids. Most wire mesh sizes will have perforated support.

**The basket access cover is** available as a bolted blind flange with lifting handle or davit, or a quick-opening closure for easier and faster access for basket cleaning.

**Options include** lifting eye(s), differential pressure connections, vent, and other customer requirements. Inlet/outlet styles include flanged or butt weld.

**Manufacturing codes** for "T" strainers include ASME Section VIII, Division 1, ASME B31.3, B31.4, B31.8, B31.12, or in accordance with customer specifications.

**ASME Code Certified:** Winston/Royal Guard is an ASME Section VIII, Division 1 Code certified manufacturing facility with National Board certification. Capabilities include all types of non-destructive testing with a rigidly controlled Quality Control system.



59 T Strainer

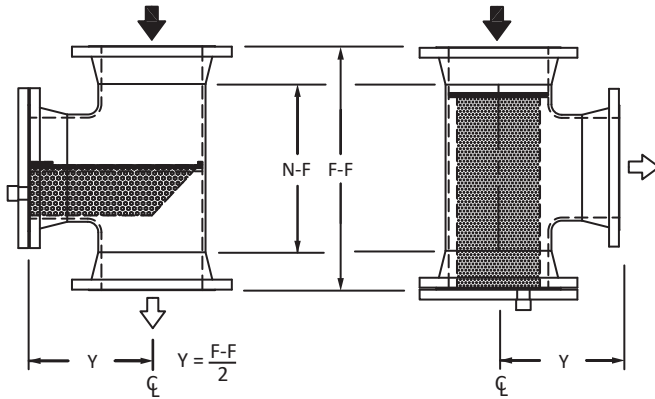


GP59 T Strainer



# WINSTON / ROYAL GUARD CORPORATION

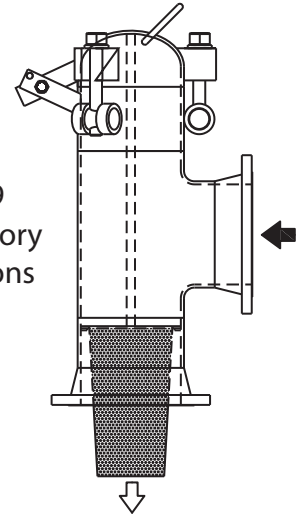
## Fabricated "T" Strainers



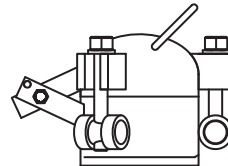
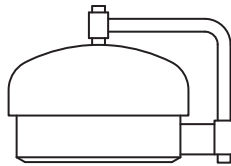
Type 59 T

Type 60 T

Type GP59  
Contact factory  
for dimensions



Threaded High Pressure  
Quick-Opening Closure



Hinged Swing-Bolt  
Quick-Opening Closure  
For Lower Pressure Ranges

SIZE	N-F	F-F						
		150# RF	300# RF	600# RF	900# RF	600# RTJ	900# RTJ	1500# RTJ
2	5	10-1/4	10-3/4	11-1/2	13-3/4	11-5/8	13-7/8	13-7/8
2-1/2	6	11-3/4	12-1/4	13	15	13-1/8	15-1/8	15-1/8
3	6-3/4	12-1/2	13-1/4	14	15-1/2	14-1/8	15-5/8	17
4	8-1/4	14-1/2	15-1/4	17	18	17-1/8	18-1/8	19-1/8
6	11-1/4	18-1/2	19-1/4	21-1/4	23	21-3/8	23-1/8	25-3/4
8	14	22-1/4	23	25-1/4	27-1/2	25-3/8	27-5/8	31-7/8
10	17	25-1/4	26-1/2	29-3/4	32-1/4	29-7/8	32-3/8	38-1/8
12	20	29-1/4	30-1/2	33	36-1/2	33-1/8	36-5/8	43-5/8
14	22	32-1/4	33-1/2	35-3/4	39-1/2	35-7/8	39-7/8	47
16	24	34-1/4	35-3/4	38-3/4	41-3/4	38-7/8	42-1/8	50-1/8
18	27	38-1/4	39-3/4	42-1/4	45-3/4	42-3/8	46-1/4	54-3/8
20	30	41-5/8	43	45-3/4	50-1/4	46	50-3/4	59-5/8
24	34	46-1/4	47-1/2	50-3/4	57-3/4	51-1/8	58-1/2	67-7/8
30	44	55	60-3/4					
36	53	65-5/8	72-1/4					

Dimensions are in inches. Tolerance is plus or minus 1/8". The standard strainer basket is perforated with 1/8" diameter holes on 3/16" centers.

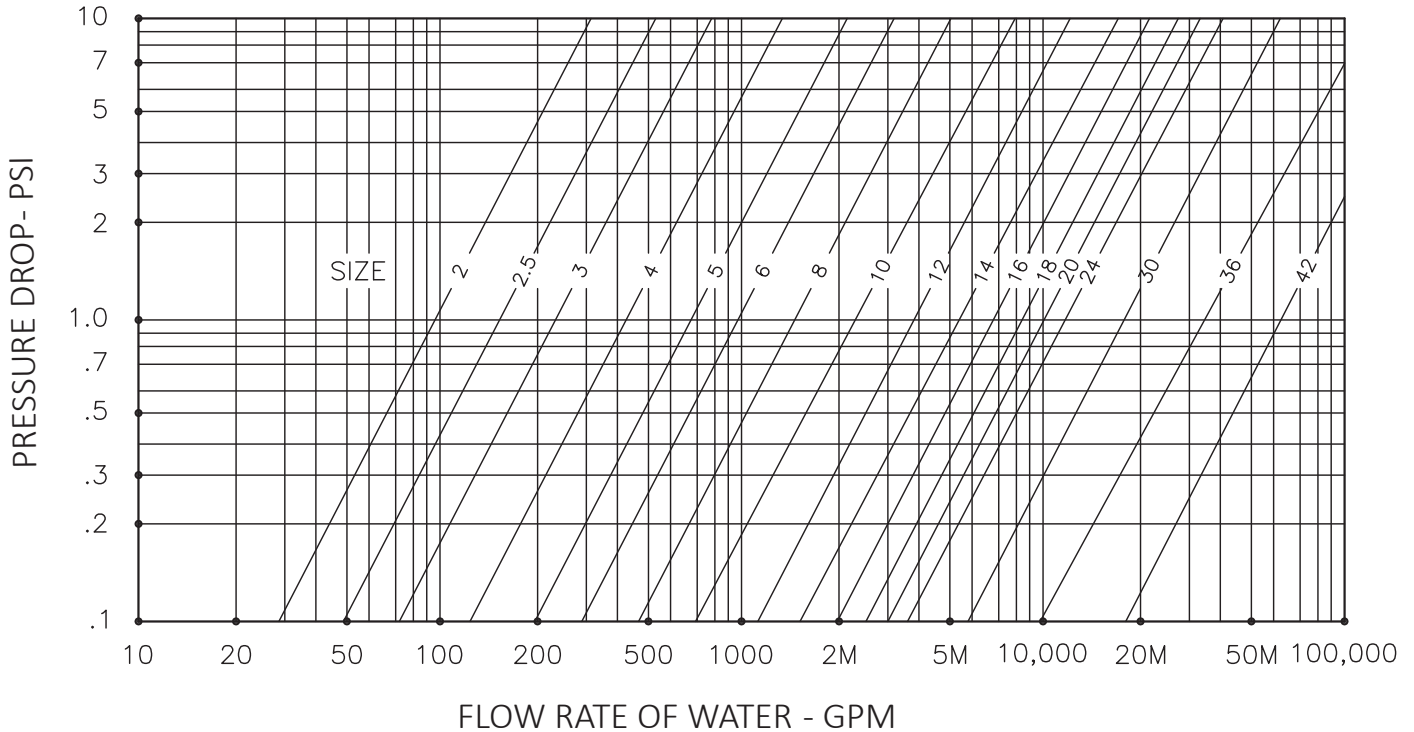
Larger sizes are available. Contact factory for dimensional details.



# Fabricated "T" Strainers

## PRESSURE DROP

CLEAN PERFORATED BASKET WITH 1/8" DIAMETER HOLES



## CORRECTION FACTOR

FOR LIQUIDS MORE VISCOUS THAN WATER OR WHERE A WIRE LINER IS ADDED, MULTIPLY PRESSURE DROP IN CHARTS BY:

VISCOSITY (SSU)	PERFORATED 1/8" DIA. HOLES	PERFORATED WITH WIRE CLOTH		
		40 MESH	60 MESH	80 MESH
30	1.00	1.32	1.53	1.62
270	1.30	1.61	1.83	2.00
385	1.44	1.76	2.00	2.20
500	1.58	1.92	2.13	2.41
1000	1.66	2.22	2.41	2.63
2000	1.86	2.41	2.72	2.91

FOR WATER USE 30 SSU

Specifications are subject to change without notice. 2-7-2019 (supersedes 1-21-2019)

### WINSTON / ROYAL GUARD CORPORATION

P. O. Box 1145 • White Oak, Texas 75693 USA

Phone (800) 527-8465 • (903) 757-7341 • Fax (903) 759-6986

Winston-RoyalGuard.com • e-mail: sales@winston-royalguard.com

Copyright © 2017 Winston/Royal Guard Corporation. All rights reserved